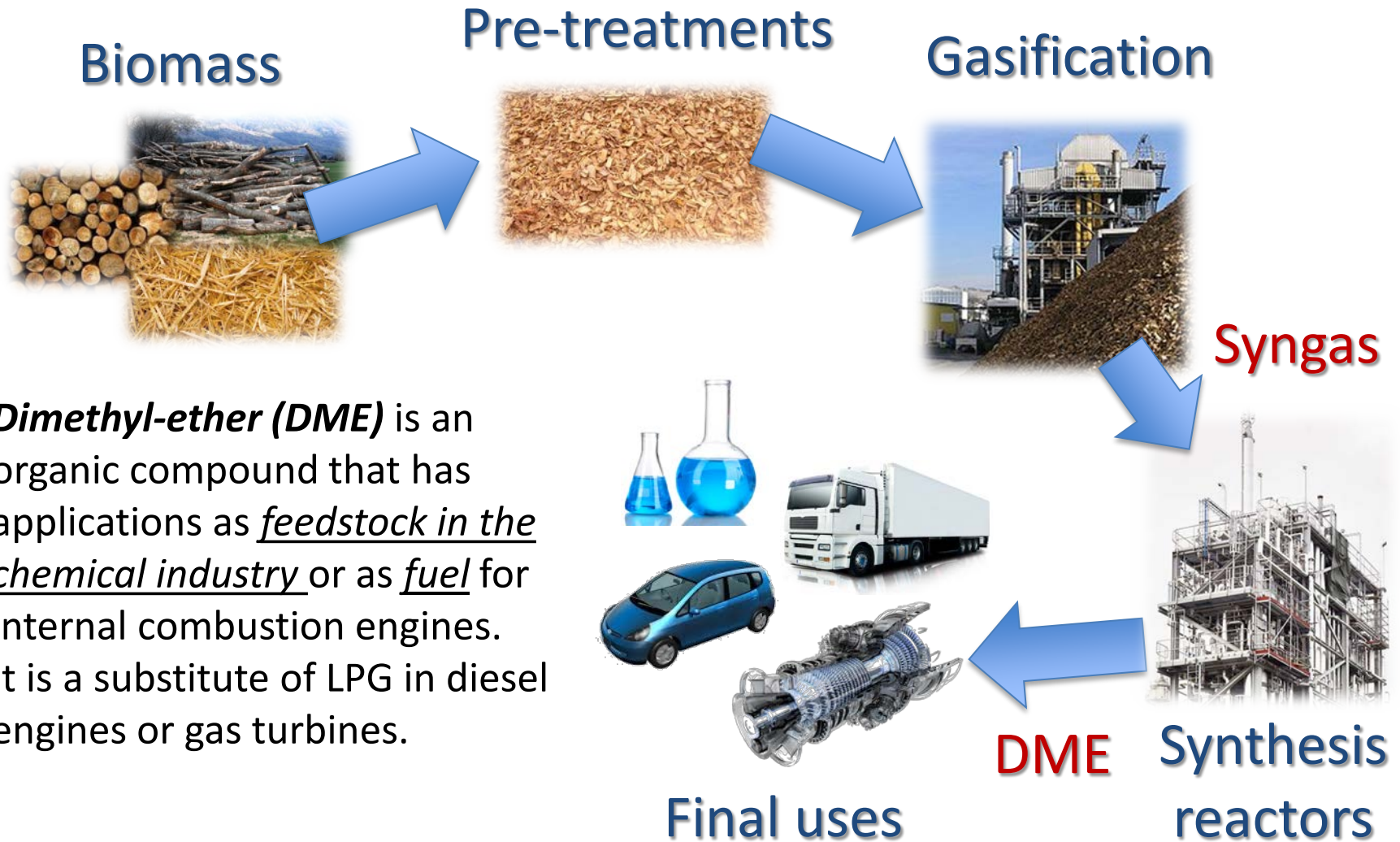




**FLEXIBLE DIMETHYL ETHER PRODUCTION FROM
BIOMASS GASIFICATION WITH SORPTION
ENHANCED PROCESSES**

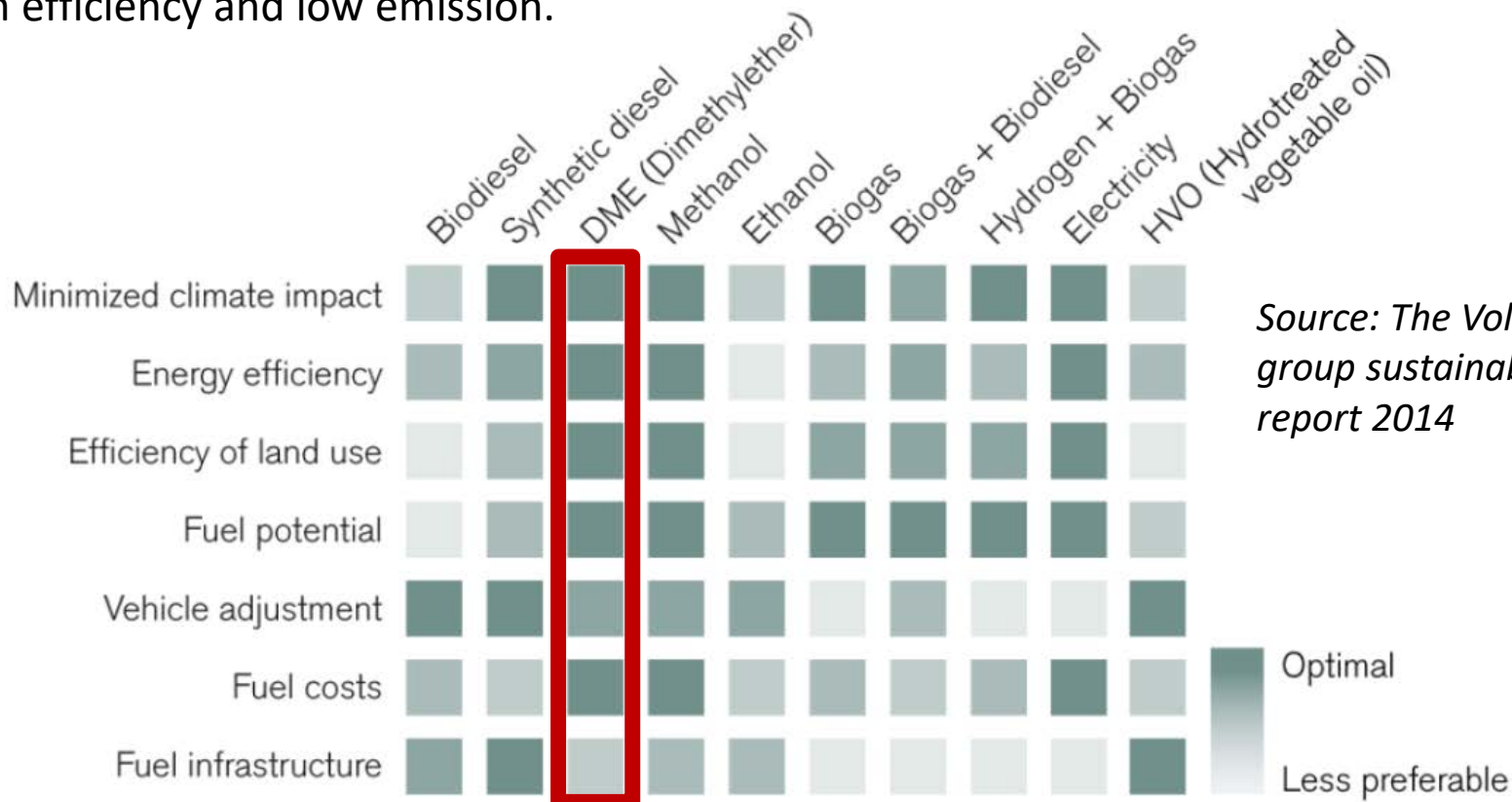


Dimethyl-ether production from biomass



DME and other renewable fuels for automotive

Among the different solutions for “greening” the automotive sector, DME has several advantages: it requires only moderate adjustments of vehicle and diesel motor and yields high efficiency and low emission.



Source: The Volvo group sustainability report 2014

Production processes and supply chain still require improvements to be competitive.



Recent facts on DME as vehicle fuel

- USA, 2017: Demonstration of DME as fuel in Mack Trucks vehicles owned by New York City Department of Sanitation (DSNY), as alternative to Diesel. The evaluation is taking place at the Fresh Kills Landfill on Staten Island, New York, with fuel-grade DME produced by Oberon Fuels.
- China, 2015: A consortium collaborating on a DME vehicle demonstration project has received certification from the provincial government of Shanghai for a DME fueled heavy-duty diesel engine satisfying Euro 6 emission standards. The engine, a modified 6 liter 135 kW WP6 common rail injection diesel engine from Weichai Power, is being demonstrated on short-haul heavy-duty street sweeper and refuse trucks.
- Germany, 2015: Ford Motor Company is leading a 3-year project co-funded by the German government to develop and test the world's first production Mondeo passenger car to run on DME.
- California, 2015: The State of California approves DME's use as a vehicle fuel, allowing the retail sale of DME throughout the state.
- Geneva, 2015: The International Organization for Standardization (ISO) published a specification for DME fuel, marking another important milestone in the introduction of DME as an ultra-low emission fuel for a range of automotive, power, and heating applications.
- Sweden, 2010-13: BioDME EU FP7 project (www.biodme.eu/) demonstrated DME production from black liquor gasification, its distribution and field test of 10 Volvo trucks fuelled by DME, which covered a total mileage of more than 800 000 km. <http://www.biodme.eu/>

<https://www.aboutdme.org/index.asp?sid=97>



The FLEDGED project

The *FLEDGED* project will deliver a process for *Bio-based dimethyl Ether (DME)* production from **biomass** gasification, validated in *industrially relevant* environment (TRL5).

NOVEL FLEDGED PROCESS

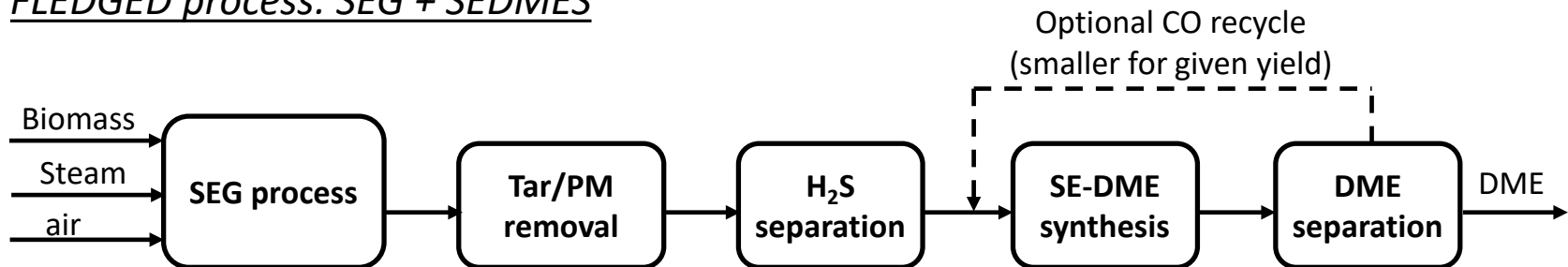
Flexible sorption enhanced gasification (SEG) process



Sorption enhanced DME synthesis (SEDMES) process

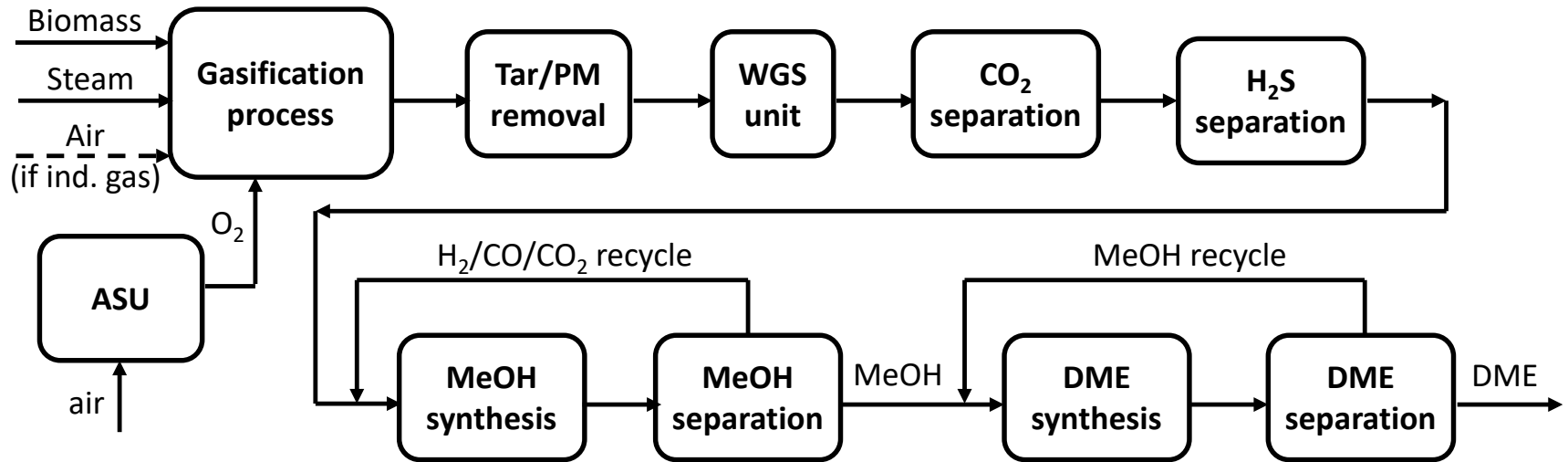
- Process intensification
- Efficiency improvements
- Environmental impact reduction
- Cost reductions
- Process flexibility

FLEDGED process: SEG + SEDMES

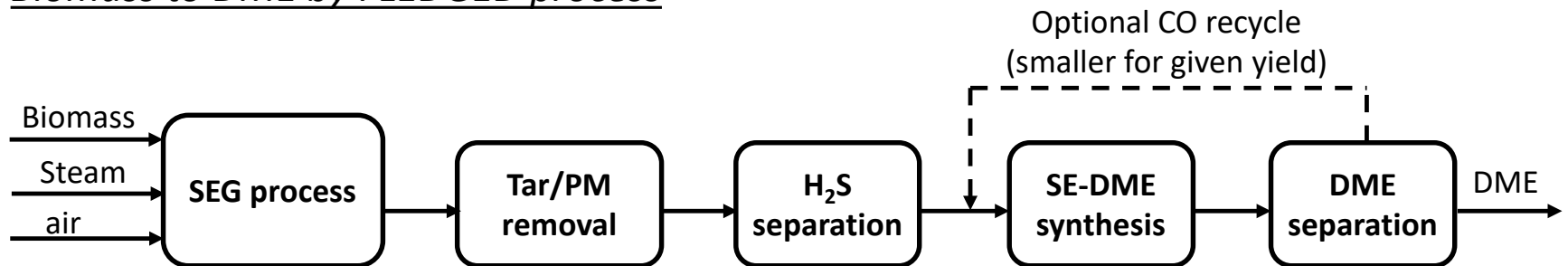


Process intensification

Biomass to DME with conventional process



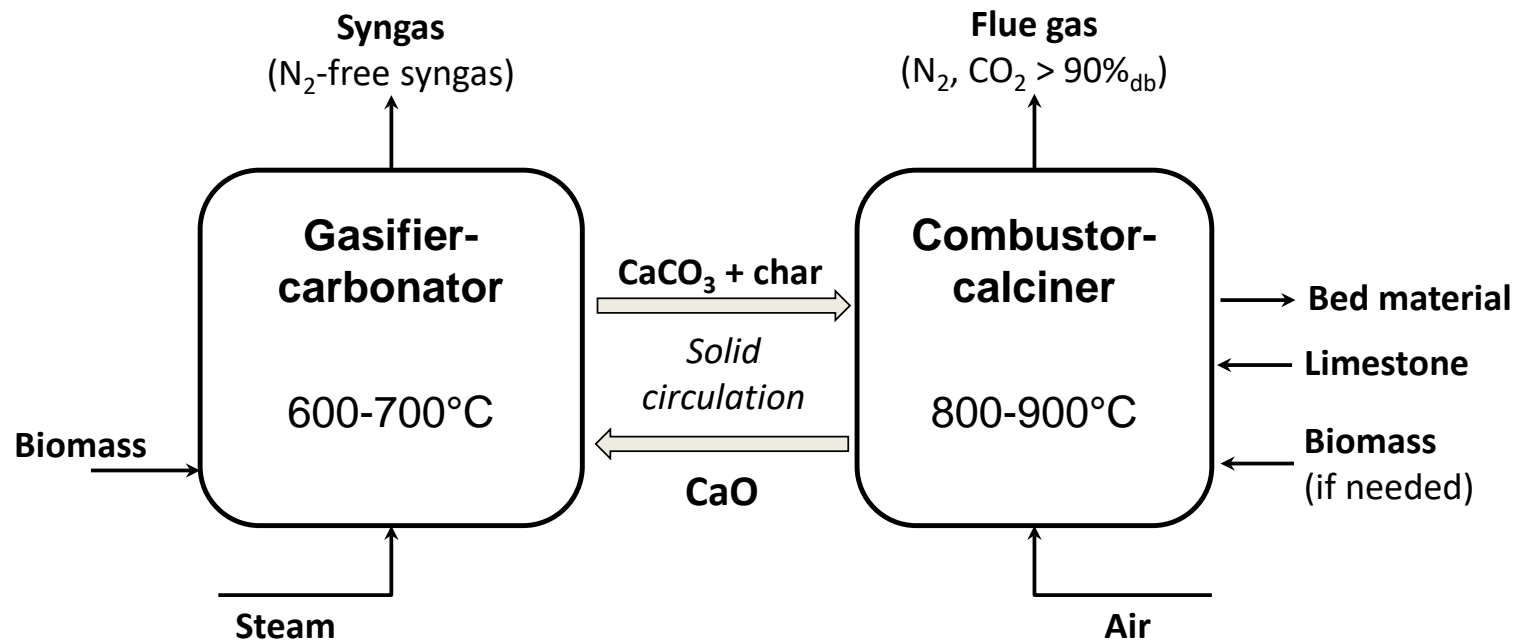
Biomass to DME by FLEDGED process



Sorption Enhanced Gasification

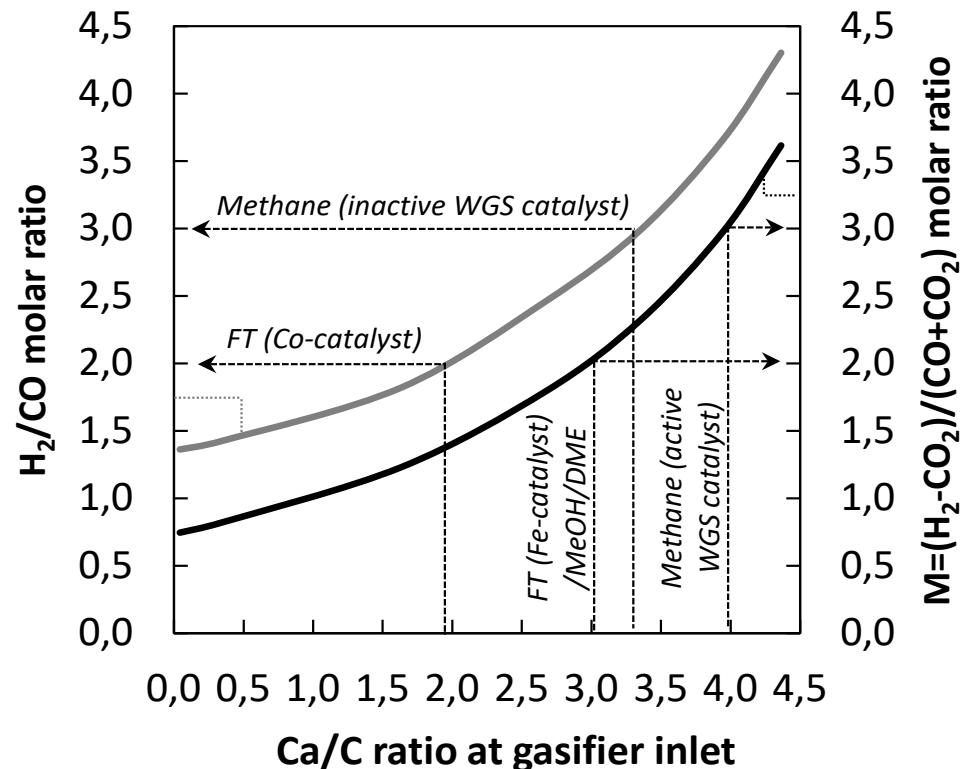
Solid material with Ca-based sorbent is circulated between the gasifier-carbonator and the combustor-calciner to:

- produce a N_2 -free syngas with no need of pure oxygen production and external heating of the reactor;
- absorb CO_2 in the gasifier and adjust C/H content in the syngas.



Sorption Enhanced Gasification

By controlling the SEG process parameters (solid circulation, Ca/C ratio in the gasifier, gasifier temperature, S/C ratio), syngas composition can be adjusted to match with the downstream synthesis process.



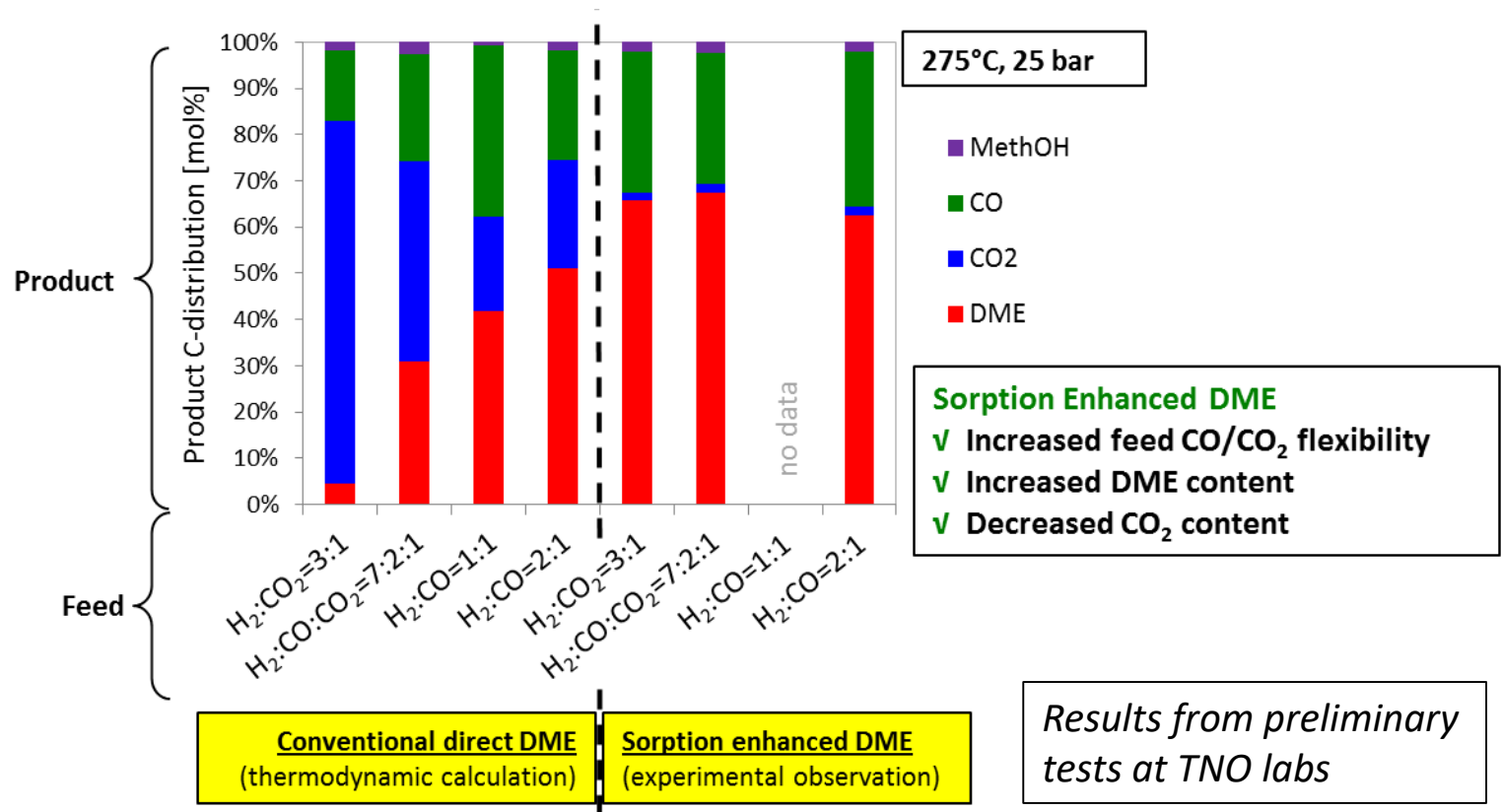
Source: Martínez, Romano, 2016. Energy 113, 615-630.



Sorption Enhanced DME Synthesis

In presence of a H_2O sorbent, the thermodynamic limitation of DME yield from methanol dehydration can be significantly reduced.

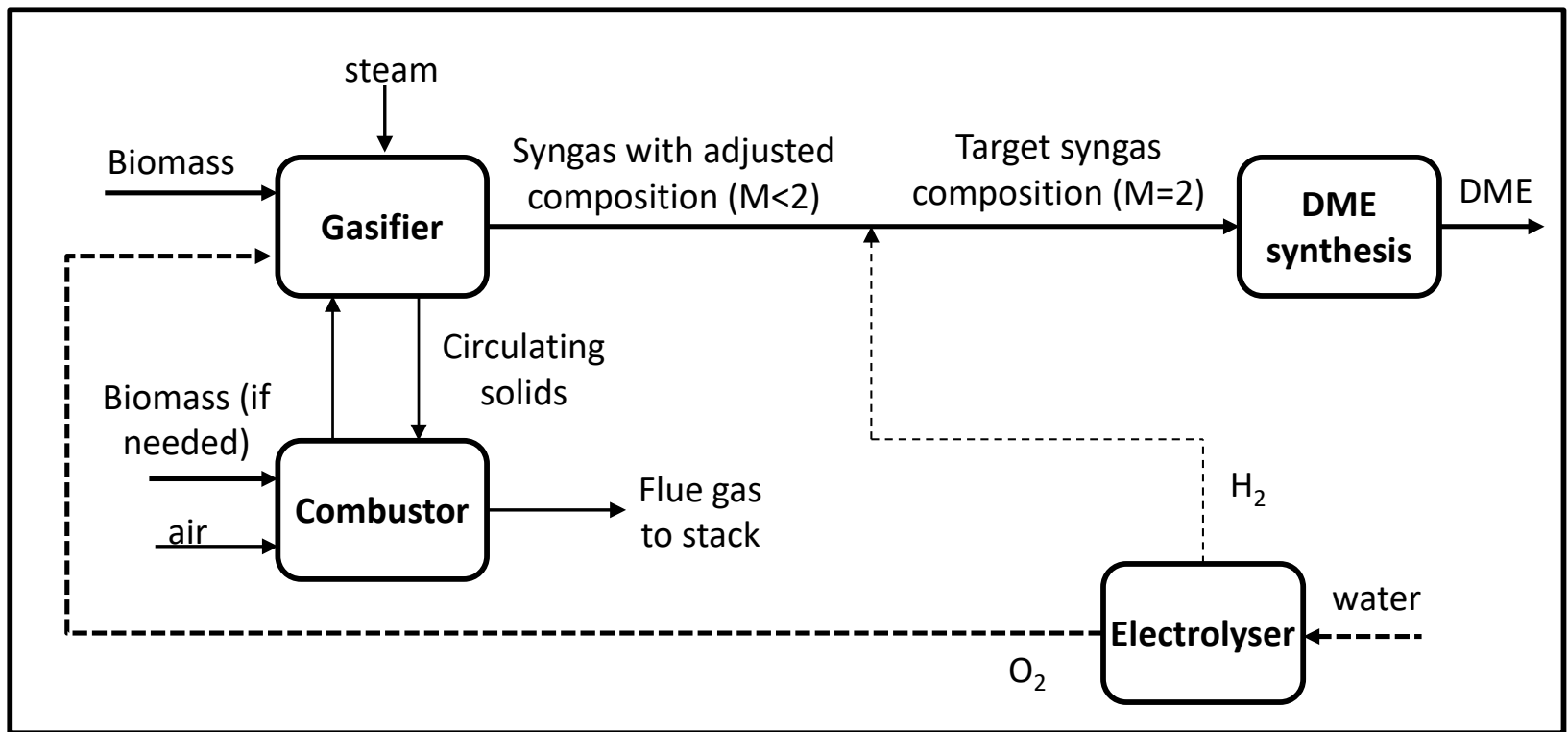
DME yield in SEDMES process is insensitive to $\text{CO}:\text{CO}_2$ ratio in the syngas.



Process flexibility: integration with intermittent RES

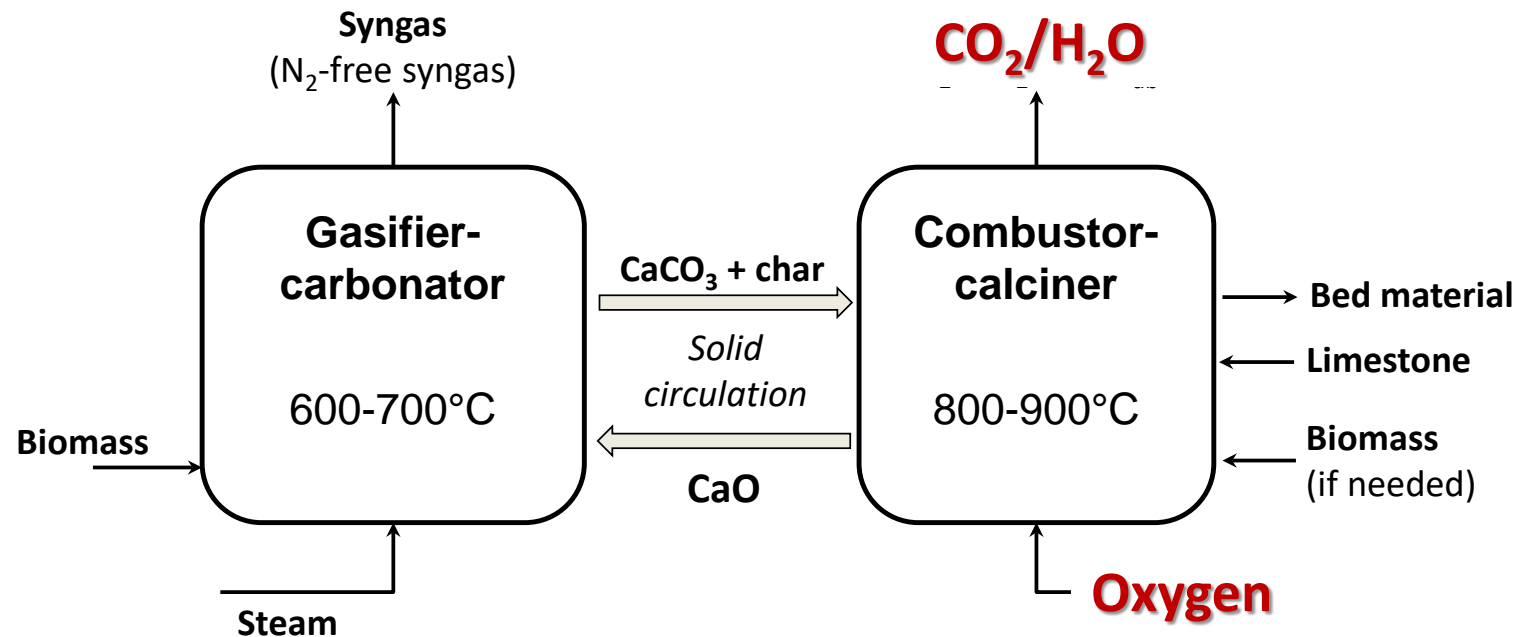
If integrated with an electrolysis unit providing renewable hydrogen, SEG process parameters can be adjusted to produce syngas suitable for SEDMES process.

➡ Contribution to electric grid stability by power-to-liquid



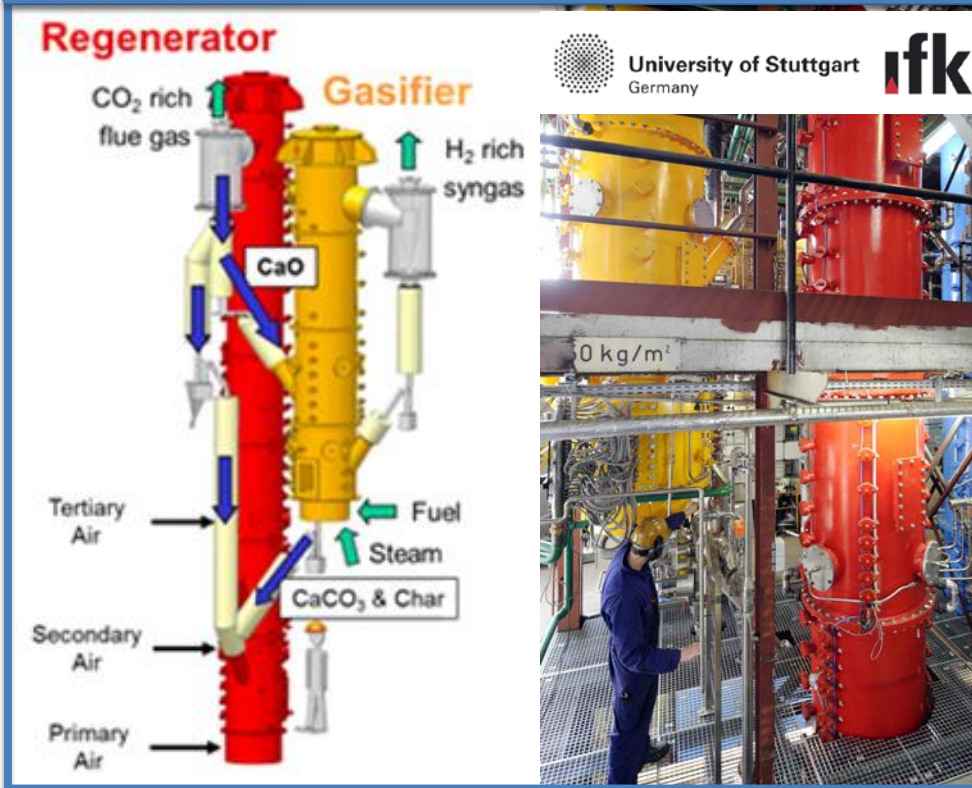
Process flexibility: CO₂ capture and storage

Possibility of CO₂ capture and storage by oxyfuel combustion in the SEG combustor.



Facilities for TRL5 demonstration

Flexible SEG process will be demonstrated in the 200 kW dual fluidized bed facility at IFK, University of Stuttgart.



SEDMES process will be demonstrated in multi column PSA rig at ECN

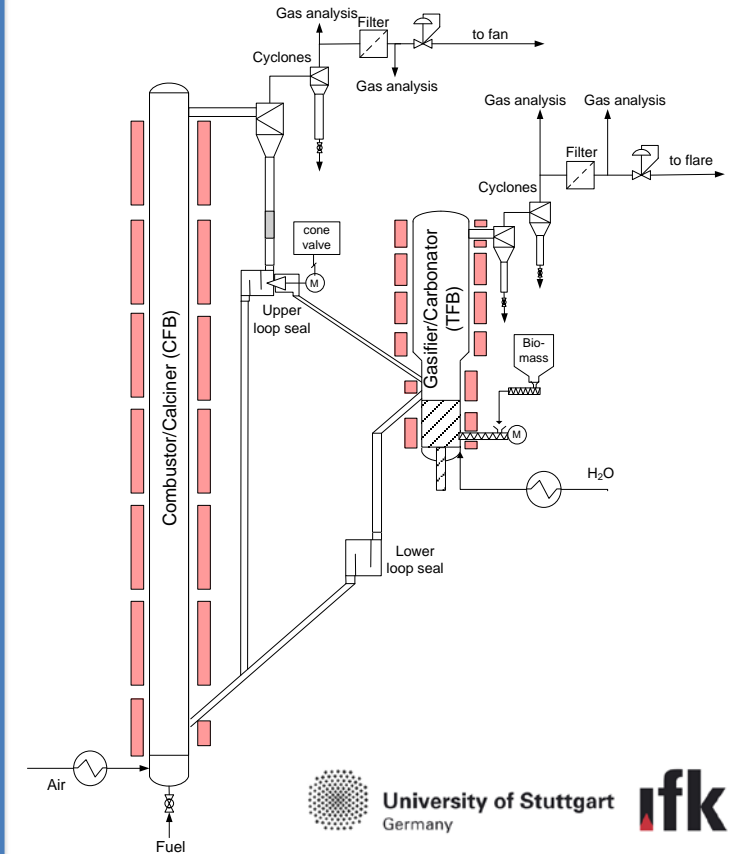


Other experimental facilities for SEG development

75 kW CSIC-ICB bubbling fluidized bed gasifier

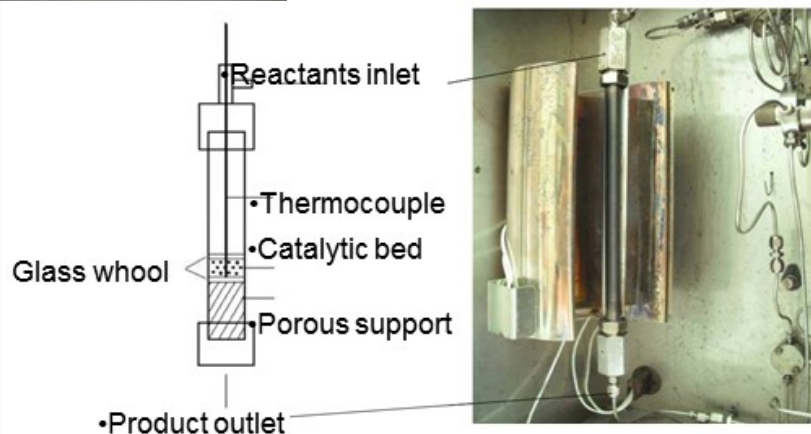


20 kW USTUTT dual fluidized bed facility



Other experimental facilities for SEDMES development

Facilities for testing and synthesis of SEDMES catalysts at CSIC-ICP

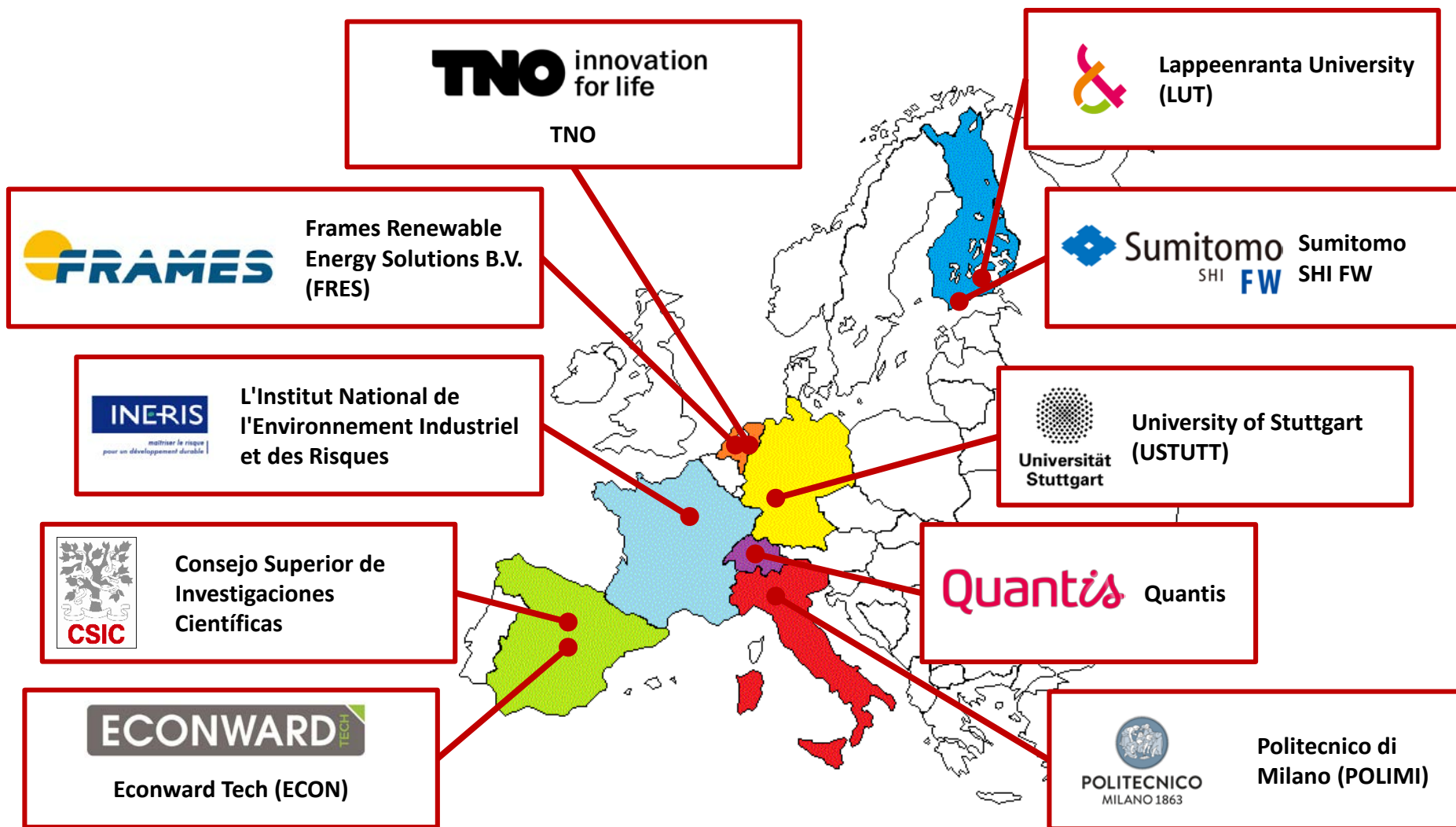


High throughput test-rig (Spider setup) and Single column PSA test-rig (SEWGS-1 setup) at ECN




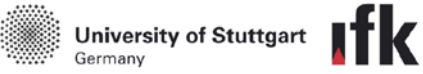

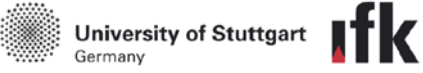


TNO innovation for life



The consortium












Work Packages

| | | |
|-----|---|---|
| WP1 | <u>Project coordination</u> |  POLITECNICO MILANO 1863 |
| WP2 | <u>Component development</u> <ul style="list-style-type: none"> Fundamental research on gasification of different biomass types and different natural sorbents (CSIC, USTUTT) Fundamental research on sorption enhanced DME production (CSIC, ECN) |    |
| WP3 | <u>Process validation at TRL5</u> <ul style="list-style-type: none"> Identification of experimental parameters/matrices (POLIMI, USTUTT, ECN, CSIC) Sorption Enhanced Gasification validation under industrially relevant conditions (USTUTT, CSIC) Validation DME production under industrially relevant conditions (ECN, CSIC) |     |










Work Packages

| | | |
|------------|---|--|
| <p>WP4</p> | <p><u>Modelling and process integration</u></p> <ul style="list-style-type: none"> • Process simulation and optimization of full-scale FLEDGED plants (POLIMI, FRES) • Modelling of SEG dual fluidized bed reactors (LUT, CSIC) • Modelling of DME reactor and synthesis process (ECN, POLIMI) |  <p>LUT Lappeenranta University of Technology</p>  <p>POLITECNICO MILANO 1863</p> <p>TNO innovation for life</p>  <p>CSIC CONSEJO SUPERIOR DE INVESTIGACIONES CIENTÍFICAS</p>  |
| <p>WP5</p> | <p><u>Technology scale-up and economic analysis</u></p> <ul style="list-style-type: none"> • Economic analysis of full scale SEG+SEDMES plants (FRES, ECON, AFW, POLIMI) • Scale up study of SEG process (AFW, LUT, USTUTT) • Scale up study of SEDMES unit (FRES, ECN, POLIMI) |      |



Work Packages

| | | |
|-----|---|---|
| WP6 | <u>Risk and Sustainability Analysis</u> <ul style="list-style-type: none"> • Environmental Life Cycle Assessment (QUANTIS) • Process safety Analysis (INERIS) • Socio-Economic Analysis (INERIS) |   |
| WP7 | <u>Exploitation</u> <ul style="list-style-type: none"> • Short-term technical exploitation: design of a demo FLEDGED plant at ECOH site, for technology demonstration at TRL 6-7 (ECON, FRES, AFW) • Short-medium term commercial exploitation at small scale (ECON, FRES, AFW) • Medium-long term commercial exploitation at large scale (FRES, AFW) • Commercial exploitation of the SEG and SEDMES sub-processes (AFW, FRES) |    |
| WP8 | <u>Dissemination and communication</u> |   |





Find out more: www.fledged.eu

Contact us: info@fledged.eu

Follow us: @FledgedProject



Fledged H2020 Project



This project has received funding from the European Union's Horizon 2020 research and innovation programme under grant agreement No 727600

